

Scaled data based on original data using
LM-79-08 Approved Method: Electrical and Photometric Measurements of Solid-
State Lighting Products

Test Report Prepared for
Cooper Lighting Solutions
(formerly Eaton)

Brand: McGRAW-EDISON

Report Number: P227438

Luminaire Tested: **ISW-AF-800-LED-E1-RW-7050**

Issue Date: 3/3/2020

Test Information

Test Method: LM-79-08
Report Number: P227438
TEST IS SCALED FROM IESNA LM-79-08 TEST DATA (P29767)
Test Lab: INNOVATION CENTER-P2
Issue Date: 3/3/2020
Manufacturer: COOPER LIGHTING SOLUTIONS (FORMERLY EATON)
Product Line: MCGRAW-EDISON
Catalog Number: ISW-AF-800-LED-E1-RW-7050
Description: IMPACT ELITE LED WEDGE LUMINAIRE
LIGHT SQUARE WITH ACCULED OPTICS-RECTANGULAR WIDE TYPE I
Light Source: (16) 5000K CCT, 70 CRI LEDs
Ballast/Driver: ELECTRONIC DRIVER

Summary

Lumens per Lamp: N/A
Luminaire Lumens: 5053.9 lumens
Efficiency: N/A
Efficacy: 116.2 lumens/watt
Luminous Opening: Rectangular (W 0.5' x L: 0.5' x H: 0')
IES Classification: Type II - Medium - Cutoff
BUG Rating: B2 - U1 - G2

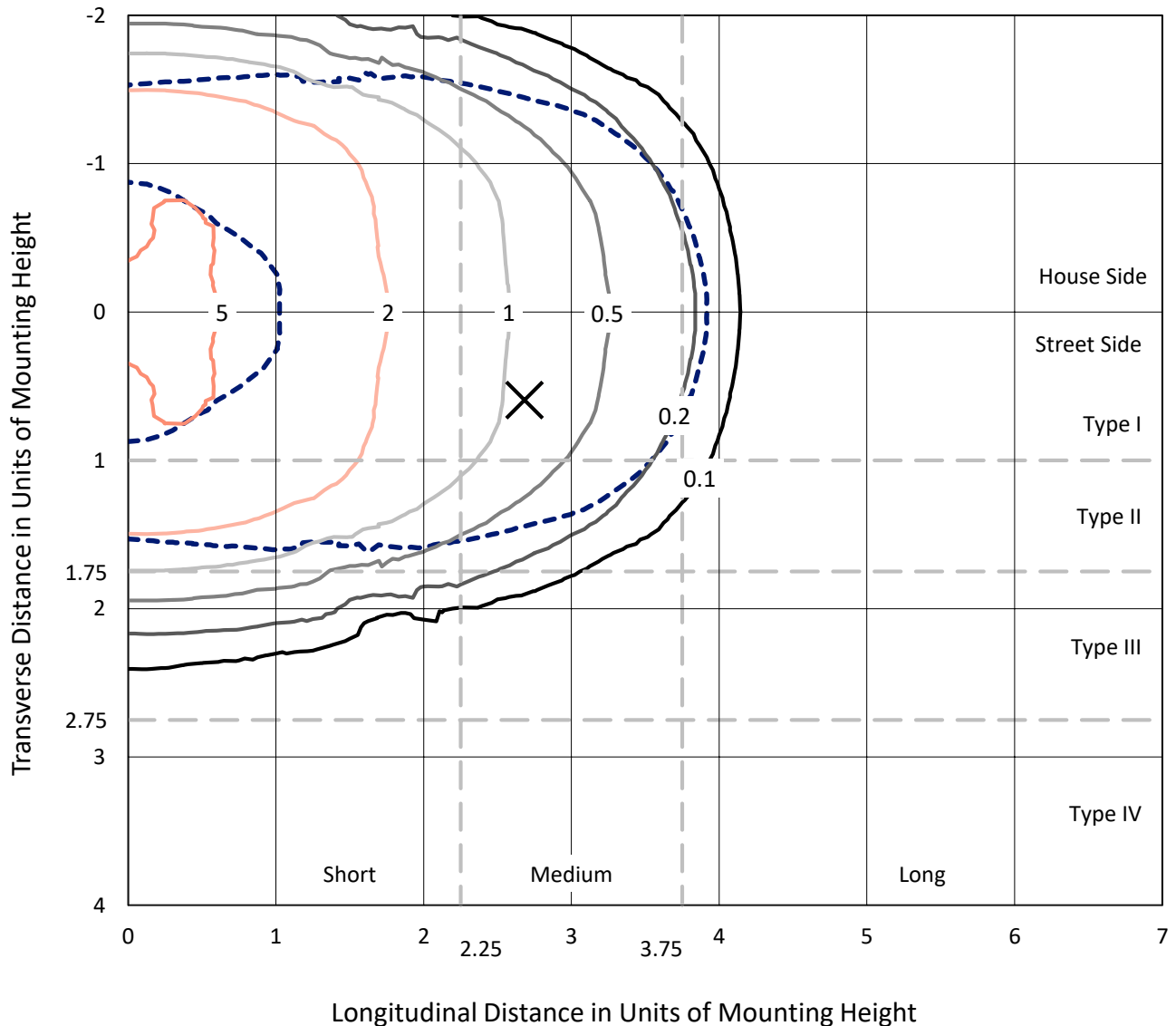
Input Watts (W): 43.5
Input Voltage (V): 120
Input Current (Ain): NR
Voltage Rise (V): NR
Power Factor: NR
Total Harmonic Distortion (THDi): NR
Frequency (hertz): 60
Stabilization Time: NR
Operation Time: NR
Ambient Temperature (°C): NR
Test Distance: 25 FT



REPORT NUMBER: P227438
 CATALOG NUMBER: ISW-AF-800-LED-E1-RW-7050

Iso-Footcandle Lines of Horizontal Illumination

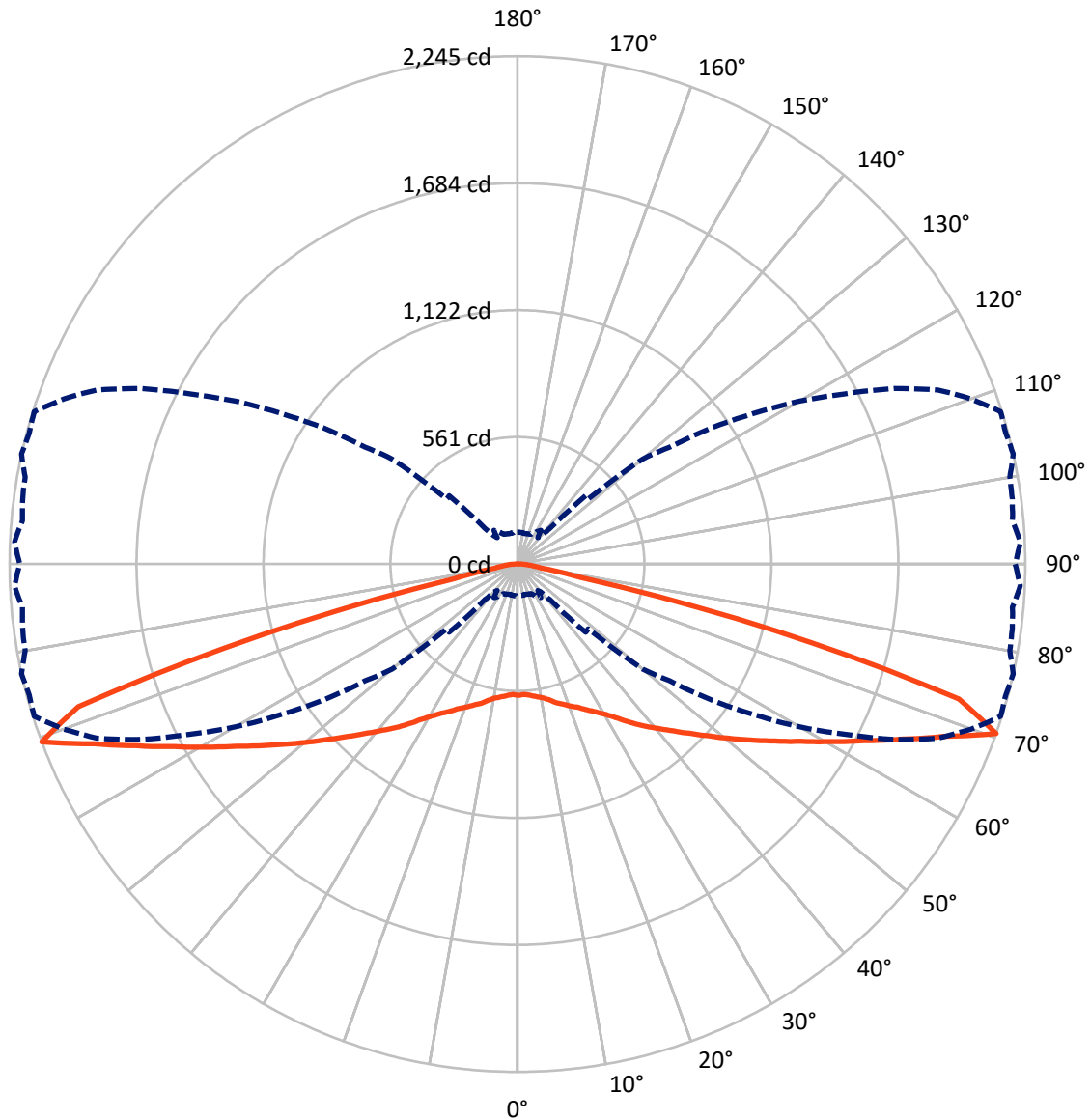
× Max cd
 - - - 1/2 Max cd



Based on 10 foot mounting height. Maximum calculated value = 6 fc
 Type II - Medium - Cutoff

REPORT NUMBER: P227438
CATALOG NUMBER: ISW-AF-800-LED-E1-RW-7050

Luminous Intensity Polar Plot



— Vertical Plane Through 77.5-Deg Lateral - - - Horizontal Cone Through 70-Deg Vertical

REPORT NUMBER: P227438

CATALOG NUMBER: ISW-AF-800-LED-E1-RW-7050

FLUX DISTRIBUTION:

		Downward	Upward	Total
House Side	Lumens	2526.6	0.4	2526.9
	% Fixture	50.0	0.0	50.0
Street Side	Lumens	2526.6	0.4	2526.9
	% Fixture	50.0	0.0	50.0
Total	Lumens	5053.1	0.8	5053.9
	% Fixture	100.0	0.0	100.0

Coefficient of Utilization

ZONAL LUMENS:

Zone	Lumens	% Fixture
0°-10°	56.1	1.1
10°-20°	175.5	3.5
20°-30°	329.4	6.5
30°-40°	575.6	11.4
40°-50°	938.3	18.6
50°-60°	1284.0	25.4
60°-70°	1181.2	23.4
70°-80°	461.7	9.1
80°-90°	51.4	1.0
90°-100°	0.8	0.0
100°-110°	0.0	0.0
110°-120°	0.0	0.0
120°-130°	0.0	0.0
130°-140°	0.0	0.0
140°-150°	0.0	0.0
150°-160°	0.0	0.0
160°-170°	0.0	0.0
170°-180°	0.0	0.0
0°-90°	5053.1	100.0
0°-180°	5053.9	100.0



REPORT NUMBER: P227438

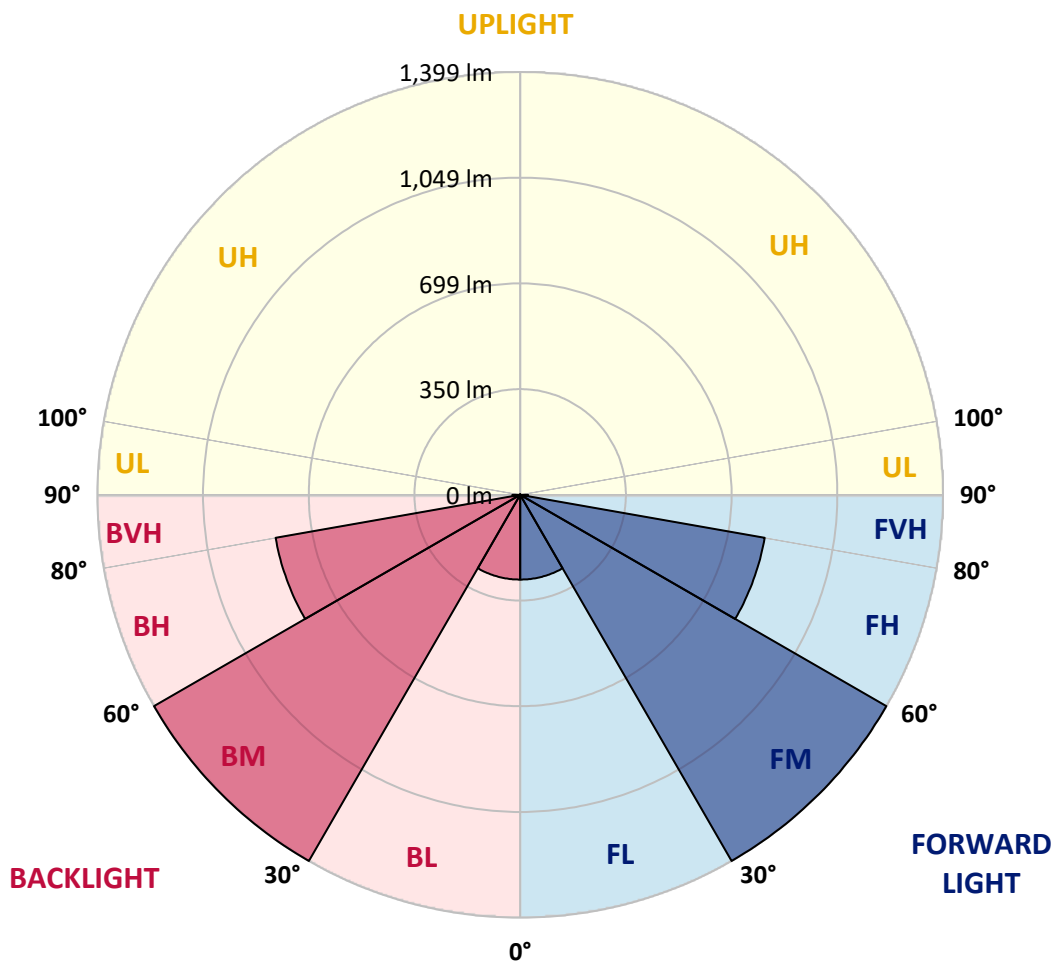
CATALOG NUMBER: ISW-AF-800-LED-E1-RW-7050

LUMINAIRE CLASSIFICATION SYSTEM LUMEN TABLE AND BUG RATING:

Zone		Lumens	% Fixture	Zone Rating/Lumen Limit		
				B	U	G
FL	(0°-30°)	280.5	5.5			
FM	(30°-60°)	1398.9	27.7			
FH	(60°-80°)	821.4	16.3			G1/1800
FVH	(80°-90°)	25.7	0.5			G1/100
BL	(0°-30°)	280.5	5.5	B1/500		
BM	(30°-60°)	1398.9	27.7	B2/2500		
BH	(60°-80°)	821.4	16.3	B2/1000		G2/1000
BVH	(80°-90°)	25.7	0.5			G1/100
UL	(90°-100°)	0.8	0.0		U1/10	
UH	(100°-180°)	0.4	0.0		U1/10	

BUG Rating: B2-U1-G2

Type II Medium





REPORT NUMBER: P227438

CATALOG NUMBER: ISW-AF-800-LED-E1-RW-7050

CANDELA DISTRIBUTION (FULL):

	0°	5°	15°	25°	35°	37.5°	40°	42.5°	45°	47.5°	50°
0°	580.6	580.6	580.6	580.6	580.6	580.6	580.6	580.6	580.6	580.6	580.6
2.5°	578.3	577.6	577.6	578.3	579.8	580.6	579.1	579.8	579.8	579.1	581.3
5°	579.8	579.1	579.8	581.3	583.5	585.8	585.0	585.0	585.8	584.3	588.0
7.5°	578.3	577.6	579.1	582.8	588.0	591.0	591.0	591.0	592.5	591.7	596.2
10°	571.6	570.9	574.6	581.3	591.0	593.2	595.4	596.2	600.6	600.6	605.1
12.5°	565.7	566.4	571.6	582.0	597.7	598.4	601.4	604.4	610.3	607.3	615.5
15°	567.9	569.4	576.1	588.7	609.6	608.8	611.0	614.0	623.7	617.0	630.4
17.5°	579.1	581.3	588.7	603.6	625.2	621.4	624.4	628.9	641.5	633.3	649.0
20°	596.9	599.9	608.1	624.4	644.5	640.8	643.7	649.0	663.8	655.6	671.3
22.5°	620.7	623.7	632.6	651.2	672.7	668.3	671.3	675.7	692.1	679.4	698.8
25°	652.7	655.6	665.3	684.6	709.2	704.0	705.4	708.4	725.5	710.7	729.2
27.5°	697.3	700.2	708.4	727.0	750.8	746.3	747.8	750.8	768.6	753.8	770.1
30°	753.8	756.7	764.2	782.8	802.8	797.6	799.9	802.1	818.4	803.6	817.0
32.5°	820.7	819.9	831.1	850.4	868.2	858.6	858.6	858.6	874.2	859.3	869.7
35°	899.5	899.5	910.6	929.2	945.6	934.4	929.2	926.2	943.3	924.7	932.2
37.5°	985.7	982.0	999.1	1016.2	1031.8	1017.7	1013.2	1009.5	1022.1	1001.3	1005.0
40°	1077.1	1074.2	1092.7	1112.1	1122.5	1103.9	1100.2	1095.7	1109.1	1089.0	1088.3
42.5°	1160.4	1158.2	1181.9	1204.2	1216.9	1193.1	1187.9	1183.4	1198.3	1178.2	1173.8
45°	1231.0	1230.3	1257.8	1288.2	1310.5	1285.3	1281.5	1274.1	1289.0	1264.5	1262.2
47.5°	1286.0	1283.0	1316.5	1361.1	1396.8	1370.8	1370.0	1364.8	1380.4	1353.7	1350.7
50°	1323.2	1325.4	1361.8	1413.9	1471.8	1447.3	1449.5	1447.3	1470.4	1443.6	1447.3
52.5°	1329.9	1334.3	1381.2	1449.5	1530.6	1500.8	1517.9	1524.6	1553.6	1530.6	1538.0
55°	1250.3	1263.0	1334.3	1453.3	1567.0	1548.4	1570.0	1589.3	1630.2	1610.9	1624.2
57.5°	1072.7	1098.7	1181.2	1353.7	1562.5	1572.9	1616.8	1646.5	1696.3	1679.2	1710.5
60°	828.8	846.7	938.1	1139.6	1419.8	1433.9	1513.5	1607.9	1722.4	1746.1	1795.2
62.5°	542.7	553.1	642.3	846.7	1173.8	1178.2	1277.1	1399.7	1598.2	1650.3	1787.8
65°	269.1	283.2	330.8	487.6	822.2	816.2	924.7	1068.2	1325.4	1382.6	1606.4
67.5°	168.0	170.2	179.9	226.0	411.8	365.7	454.9	605.1	916.6	967.9	1251.8
70°	141.2	140.5	138.3	145.0	181.4	147.2	162.8	212.6	426.7	424.5	721.8
72.5°	130.1	127.9	121.9	121.2	126.4	116.0	117.5	120.4	171.0	143.5	278.0
75°	119.7	115.2	107.8	105.6	105.6	97.4	97.4	98.1	110.8	104.1	126.4
77.5°	107.0	101.8	94.4	91.4	88.5	79.5	78.8	79.5	89.2	83.3	94.4
80°	92.2	87.0	81.8	77.3	72.8	64.7	62.4	62.4	70.6	64.7	73.6
82.5°	80.3	73.6	72.1	64.7	58.0	50.5	48.3	44.6	52.0	45.3	55.0
85°	59.5	54.3	68.4	57.2	46.1	40.9	32.7	27.5	32.7	26.8	34.9
87.5°	34.2	32.0	60.2	45.3	40.9	43.9	26.8	19.3	18.6	16.4	19.3
90°	6.7	7.4	9.7	6.7	8.9	4.5	2.2	2.2	4.5	3.0	5.2
92.5°	0.0	0.0	0.0	0.0	0.0	0.0	0.0	0.0	0.0	0.0	0.0
95°	0.0	0.0	0.0	0.0	0.0	0.0	0.0	0.0	0.0	0.0	0.0
97.5°	0.0	0.0	0.0	0.0	0.0	0.0	0.0	0.0	0.0	0.0	0.0
100°	0.0	0.0	0.0	0.0	0.0	0.0	0.0	0.0	0.0	0.0	0.0
102.5°	0.0	0.0	0.0	0.0	0.0	0.0	0.0	0.0	0.0	0.0	0.0
105°	0.0	0.0	0.0	0.0	0.0	0.0	0.0	0.0	0.0	0.0	0.0
107.5°	0.0	0.0	0.0	0.0	0.0	0.0	0.0	0.0	0.0	0.0	0.0
110°	0.0	0.0	0.0	0.0	0.0	0.0	0.0	0.0	0.0	0.0	0.0



REPORT NUMBER: P227438

CATALOG NUMBER: ISW-AF-800-LED-E1-RW-7050

CANDELA DISTRIBUTION (continued):

	0°	5°	15°	25°	35°	37.5°	40°	42.5°	45°	47.5°	50°
112.5°	0.0	0.0	0.0	0.0	0.0	0.0	0.0	0.0	0.0	0.0	0.0
115°	0.0	0.0	0.0	0.0	0.0	0.0	0.0	0.0	0.0	0.0	0.0
117.5°	0.0	0.0	0.0	0.0	0.0	0.0	0.0	0.0	0.0	0.0	0.0
120°	0.0	0.0	0.0	0.0	0.0	0.0	0.0	0.0	0.0	0.0	0.0
122.5°	0.0	0.0	0.0	0.0	0.0	0.0	0.0	0.0	0.0	0.0	0.0
125°	0.0	0.0	0.0	0.0	0.0	0.0	0.0	0.0	0.0	0.0	0.0
127.5°	0.0	0.0	0.0	0.0	0.0	0.0	0.0	0.0	0.0	0.0	0.0
130°	0.0	0.0	0.0	0.0	0.0	0.0	0.0	0.0	0.0	0.0	0.0
132.5°	0.0	0.0	0.0	0.0	0.0	0.0	0.0	0.0	0.0	0.0	0.0
135°	0.0	0.0	0.0	0.0	0.0	0.0	0.0	0.0	0.0	0.0	0.0
137.5°	0.0	0.0	0.0	0.0	0.0	0.0	0.0	0.0	0.0	0.0	0.0
140°	0.0	0.0	0.0	0.0	0.0	0.0	0.0	0.0	0.0	0.0	0.0
142.5°	0.0	0.0	0.0	0.0	0.0	0.0	0.0	0.0	0.0	0.0	0.0
145°	0.0	0.0	0.0	0.0	0.0	0.0	0.0	0.0	0.0	0.0	0.0
147.5°	0.0	0.0	0.0	0.0	0.0	0.0	0.0	0.0	0.0	0.0	0.0
150°	0.0	0.0	0.0	0.0	0.0	0.0	0.0	0.0	0.0	0.0	0.0
152.5°	0.0	0.0	0.0	0.0	0.0	0.0	0.0	0.0	0.0	0.0	0.0
155°	0.0	0.0	0.0	0.0	0.0	0.0	0.0	0.0	0.0	0.0	0.0
157.5°	0.0	0.0	0.0	0.0	0.0	0.0	0.0	0.0	0.0	0.0	0.0
160°	0.0	0.0	0.0	0.0	0.0	0.0	0.0	0.0	0.0	0.0	0.0
162.5°	0.0	0.0	0.0	0.0	0.0	0.0	0.0	0.0	0.0	0.0	0.0
165°	0.0	0.0	0.0	0.0	0.0	0.0	0.0	0.0	0.0	0.0	0.0
167.5°	0.0	0.0	0.0	0.0	0.0	0.0	0.0	0.0	0.0	0.0	0.0
170°	0.0	0.0	0.0	0.0	0.0	0.0	0.0	0.0	0.0	0.0	0.0
172.5°	0.0	0.0	0.0	0.0	0.0	0.0	0.0	0.0	0.0	0.0	0.0
175°	0.0	0.0	0.0	0.0	0.0	0.0	0.0	0.0	0.0	0.0	0.0
177.5°	0.0	0.0	0.0	0.0	0.0	0.0	0.0	0.0	0.0	0.0	0.0
180°	0.0	0.0	0.0	0.0	0.0	0.0	0.0	0.0	0.0	0.0	0.0



REPORT NUMBER: P227438

CATALOG NUMBER: ISW-AF-800-LED-E1-RW-7050

CANDELA DISTRIBUTION (continued):

	52.5°	55°	57.5°	60°	62.5°	65°	67.5°	70°	72.5°	75°	77.5°
0°	580.6	580.6	580.6	580.6	580.6	580.6	580.6	580.6	580.6	580.6	580.6
2.5°	579.1	581.3	578.3	581.3	576.1	580.6	576.8	581.3	577.6	581.3	576.8
5°	582.8	588.7	582.0	590.2	580.6	590.2	582.0	591.0	583.5	591.0	582.8
7.5°	588.7	599.1	590.2	600.6	588.7	602.1	591.0	603.6	592.5	604.4	591.7
10°	596.2	609.6	597.7	611.0	596.9	612.5	598.4	614.8	599.9	616.2	600.6
12.5°	602.9	620.0	606.6	624.4	608.8	627.4	611.0	631.9	614.0	635.6	615.5
15°	615.5	637.8	620.7	642.3	624.4	646.0	628.1	651.9	631.9	656.4	635.6
17.5°	631.9	656.4	638.5	660.1	640.8	664.6	645.2	669.0	649.0	674.2	651.2
20°	654.2	678.7	660.1	680.9	662.3	683.9	664.6	686.1	669.0	690.6	670.5
22.5°	679.4	702.5	682.4	703.2	682.4	702.5	683.9	703.2	686.1	706.2	688.3
25°	709.9	731.5	711.4	729.2	708.4	726.3	708.4	726.3	710.7	727.7	714.4
27.5°	752.3	768.6	747.8	763.4	741.1	756.7	738.2	753.8	738.9	753.8	740.4
30°	799.9	814.7	790.9	803.6	779.0	790.9	770.9	784.2	768.6	782.8	772.3
32.5°	851.9	863.8	840.0	850.4	825.1	835.5	814.0	822.9	809.5	818.4	811.7
35°	909.9	921.8	897.2	906.9	881.6	890.5	869.0	873.4	860.1	866.0	860.1
37.5°	979.0	989.4	961.2	970.1	942.6	953.7	927.7	932.2	915.8	919.5	907.6
40°	1053.3	1064.5	1031.0	1040.0	1005.8	1018.4	989.4	992.4	970.1	973.8	955.2
42.5°	1133.6	1144.0	1102.4	1109.8	1069.7	1083.1	1048.9	1054.8	1028.1	1031.8	1008.0
45°	1222.1	1228.0	1181.9	1187.1	1138.8	1152.2	1109.1	1120.2	1088.3	1095.7	1068.2
47.5°	1304.6	1316.5	1265.9	1270.4	1218.4	1226.5	1176.7	1191.6	1157.4	1168.6	1135.1
50°	1399.0	1407.9	1359.6	1360.3	1309.8	1312.8	1257.0	1271.9	1234.7	1246.6	1210.9
52.5°	1495.6	1501.6	1449.5	1454.8	1404.9	1410.2	1354.4	1360.3	1317.2	1327.6	1292.7
55°	1589.3	1590.8	1547.7	1546.2	1499.4	1509.0	1447.3	1460.7	1409.4	1420.6	1381.2
57.5°	1683.0	1688.2	1648.0	1649.5	1602.7	1609.4	1553.6	1563.3	1515.0	1528.3	1479.3
60°	1781.8	1798.2	1758.8	1764.0	1719.4	1732.8	1665.1	1677.8	1625.0	1646.5	1593.8
62.5°	1845.0	1906.0	1898.5	1906.7	1864.3	1871.0	1801.2	1821.2	1758.0	1773.7	1719.4
65°	1724.6	1874.0	1949.8	2033.1	2035.3	2056.9	1989.2	1996.7	1933.5	1929.8	1865.8
67.5°	1405.7	1590.0	1717.9	1888.9	2008.6	2123.8	2165.4	2175.8	2141.6	2105.2	2033.1
70°	848.2	1049.6	1237.7	1439.1	1628.0	1835.4	2011.5	2133.4	2239.7	2234.5	2244.9
72.5°	335.3	502.5	628.1	817.0	1004.3	1234.0	1428.7	1600.5	1783.3	1895.6	2041.3
75°	132.3	174.7	204.4	310.0	399.2	570.2	741.9	834.8	978.3	1076.4	1177.5
77.5°	95.1	104.1	105.6	122.7	129.3	179.1	209.6	241.6	272.1	291.4	287.7
80°	73.6	79.5	79.5	87.0	86.2	95.9	93.7	102.6	101.8	109.3	104.1
82.5°	55.0	58.7	58.7	64.7	64.7	70.6	69.1	75.1	72.8	78.1	72.8
85°	35.7	39.4	39.4	42.4	40.9	46.8	46.1	50.5	48.3	50.5	46.8
87.5°	20.1	22.3	23.0	25.3	23.0	27.5	26.8	29.0	26.8	29.0	27.5
90°	3.0	4.5	3.0	4.5	2.2	6.7	3.7	7.4	2.2	8.9	3.7
92.5°	0.0	0.0	0.0	0.0	0.0	0.0	0.0	0.0	0.0	0.0	0.0
95°	0.0	0.0	0.0	0.0	0.0	0.0	0.0	0.0	0.0	0.0	0.0
97.5°	0.0	0.0	0.0	0.0	0.0	0.0	0.0	0.0	0.0	0.0	0.0
100°	0.0	0.0	0.0	0.0	0.0	0.0	0.0	0.0	0.0	0.0	0.0
102.5°	0.0	0.0	0.0	0.0	0.0	0.0	0.0	0.0	0.0	0.0	0.0
105°	0.0	0.0	0.0	0.0	0.0	0.0	0.0	0.0	0.0	0.0	0.0
107.5°	0.0	0.0	0.0	0.0	0.0	0.0	0.0	0.0	0.0	0.0	0.0
110°	0.0	0.0	0.0	0.0	0.0	0.0	0.0	0.0	0.0	0.0	0.0



REPORT NUMBER: P227438

CATALOG NUMBER: ISW-AF-800-LED-E1-RW-7050

CANDELA DISTRIBUTION (continued):

	52.5°	55°	57.5°	60°	62.5°	65°	67.5°	70°	72.5°	75°	77.5°
112.5°	0.0	0.0	0.0	0.0	0.0	0.0	0.0	0.0	0.0	0.0	0.0
115°	0.0	0.0	0.0	0.0	0.0	0.0	0.0	0.0	0.0	0.0	0.0
117.5°	0.0	0.0	0.0	0.0	0.0	0.0	0.0	0.0	0.0	0.0	0.0
120°	0.0	0.0	0.0	0.0	0.0	0.0	0.0	0.0	0.0	0.0	0.0
122.5°	0.0	0.0	0.0	0.0	0.0	0.0	0.0	0.0	0.0	0.0	0.0
125°	0.0	0.0	0.0	0.0	0.0	0.0	0.0	0.0	0.0	0.0	0.0
127.5°	0.0	0.0	0.0	0.0	0.0	0.0	0.0	0.0	0.0	0.0	0.0
130°	0.0	0.0	0.0	0.0	0.0	0.0	0.0	0.0	0.0	0.0	0.0
132.5°	0.0	0.0	0.0	0.0	0.0	0.0	0.0	0.0	0.0	0.0	0.0
135°	0.0	0.0	0.0	0.0	0.0	0.0	0.0	0.0	0.0	0.0	0.0
137.5°	0.0	0.0	0.0	0.0	0.0	0.0	0.0	0.0	0.0	0.0	0.0
140°	0.0	0.0	0.0	0.0	0.0	0.0	0.0	0.0	0.0	0.0	0.0
142.5°	0.0	0.0	0.0	0.0	0.0	0.0	0.0	0.0	0.0	0.0	0.0
145°	0.0	0.0	0.0	0.0	0.0	0.0	0.0	0.0	0.0	0.0	0.0
147.5°	0.0	0.0	0.0	0.0	0.0	0.0	0.0	0.0	0.0	0.0	0.0
150°	0.0	0.0	0.0	0.0	0.0	0.0	0.0	0.0	0.0	0.0	0.0
152.5°	0.0	0.0	0.0	0.0	0.0	0.0	0.0	0.0	0.0	0.0	0.0
155°	0.0	0.0	0.0	0.0	0.0	0.0	0.0	0.0	0.0	0.0	0.0
157.5°	0.0	0.0	0.0	0.0	0.0	0.0	0.0	0.0	0.0	0.0	0.0
160°	0.0	0.0	0.0	0.0	0.0	0.0	0.0	0.0	0.0	0.0	0.0
162.5°	0.0	0.0	0.0	0.0	0.0	0.0	0.0	0.0	0.0	0.0	0.0
165°	0.0	0.0	0.0	0.0	0.0	0.0	0.0	0.0	0.0	0.0	0.0
167.5°	0.0	0.0	0.0	0.0	0.0	0.0	0.0	0.0	0.0	0.0	0.0
170°	0.0	0.0	0.0	0.0	0.0	0.0	0.0	0.0	0.0	0.0	0.0
172.5°	0.0	0.0	0.0	0.0	0.0	0.0	0.0	0.0	0.0	0.0	0.0
175°	0.0	0.0	0.0	0.0	0.0	0.0	0.0	0.0	0.0	0.0	0.0
177.5°	0.0	0.0	0.0	0.0	0.0	0.0	0.0	0.0	0.0	0.0	0.0
180°	0.0	0.0	0.0	0.0	0.0	0.0	0.0	0.0	0.0	0.0	0.0



REPORT NUMBER: P227438

CATALOG NUMBER: ISW-AF-800-LED-E1-RW-7050

CANDELA DISTRIBUTION (continued):

	80°	82.5°	85°	87.5°	90°
0°	580.6	580.6	580.6	580.6	580.6
2.5°	580.6	579.1	582.0	577.6	581.3
5°	591.0	584.3	592.5	584.3	591.7
7.5°	605.1	593.9	605.8	593.9	605.8
10°	618.5	599.9	619.2	601.4	620.0
12.5°	638.5	616.2	641.5	617.0	641.5
15°	660.8	635.6	663.8	636.3	665.3
17.5°	678.7	654.2	681.7	654.2	682.4
20°	693.6	674.2	697.3	674.2	699.5
22.5°	710.7	696.5	715.1	696.5	719.6
25°	733.0	723.3	738.2	724.8	741.1
27.5°	759.0	752.3	764.2	754.5	767.1
30°	789.4	787.2	793.2	788.7	796.1
32.5°	823.6	828.8	828.8	828.8	831.8
35°	873.4	877.9	877.9	879.4	880.1
37.5°	921.0	928.5	927.7	929.9	929.9
40°	970.8	980.5	980.5	980.5	982.0
42.5°	1025.8	1036.2	1037.7	1033.3	1036.2
45°	1087.5	1091.2	1095.0	1092.7	1097.9
47.5°	1153.7	1157.4	1160.4	1157.4	1165.6
50°	1231.7	1231.0	1239.2	1231.0	1242.9
52.5°	1313.5	1320.2	1325.4	1317.2	1325.4
55°	1405.7	1403.5	1420.6	1409.4	1420.6
57.5°	1506.8	1506.8	1523.9	1513.5	1526.1
60°	1626.5	1616.8	1640.6	1623.5	1640.6
62.5°	1747.6	1730.5	1757.3	1742.4	1764.7
65°	1887.4	1862.9	1888.1	1868.8	1888.9
67.5°	2028.6	2000.4	2008.6	1998.9	2010.0
70°	2210.0	2206.3	2196.6	2224.9	2200.3
72.5°	2018.2	2061.3	2026.4	2094.0	2048.0
75°	1239.9	1319.5	1363.3	1432.5	1421.3
77.5°	293.6	260.9	287.7	257.9	290.7
80°	108.5	98.9	103.3	89.9	100.4
82.5°	74.3	64.7	62.4	49.8	53.5
85°	47.6	38.7	35.7	29.7	32.7
87.5°	28.2	21.6	20.1	17.1	17.8
90°	8.2	3.0	5.9	1.5	5.2
92.5°	0.0	0.0	0.0	0.0	0.0
95°	0.0	0.0	0.0	0.0	0.0
97.5°	0.0	0.0	0.0	0.0	0.0
100°	0.0	0.0	0.0	0.0	0.0
102.5°	0.0	0.0	0.0	0.0	0.0
105°	0.0	0.0	0.0	0.0	0.0
107.5°	0.0	0.0	0.0	0.0	0.0
110°	0.0	0.0	0.0	0.0	0.0



REPORT NUMBER: P227438

CATALOG NUMBER: ISW-AF-800-LED-E1-RW-7050

CANDELA DISTRIBUTION (continued):

	80°	82.5°	85°	87.5°	90°
112.5°	0.0	0.0	0.0	0.0	0.0
115°	0.0	0.0	0.0	0.0	0.0
117.5°	0.0	0.0	0.0	0.0	0.0
120°	0.0	0.0	0.0	0.0	0.0
122.5°	0.0	0.0	0.0	0.0	0.0
125°	0.0	0.0	0.0	0.0	0.0
127.5°	0.0	0.0	0.0	0.0	0.0
130°	0.0	0.0	0.0	0.0	0.0
132.5°	0.0	0.0	0.0	0.0	0.0
135°	0.0	0.0	0.0	0.0	0.0
137.5°	0.0	0.0	0.0	0.0	0.0
140°	0.0	0.0	0.0	0.0	0.0
142.5°	0.0	0.0	0.0	0.0	0.0
145°	0.0	0.0	0.0	0.0	0.0
147.5°	0.0	0.0	0.0	0.0	0.0
150°	0.0	0.0	0.0	0.0	0.0
152.5°	0.0	0.0	0.0	0.0	0.0
155°	0.0	0.0	0.0	0.0	0.0
157.5°	0.0	0.0	0.0	0.0	0.0
160°	0.0	0.0	0.0	0.0	0.0
162.5°	0.0	0.0	0.0	0.0	0.0
165°	0.0	0.0	0.0	0.0	0.0
167.5°	0.0	0.0	0.0	0.0	0.0
170°	0.0	0.0	0.0	0.0	0.0
172.5°	0.0	0.0	0.0	0.0	0.0
175°	0.0	0.0	0.0	0.0	0.0
177.5°	0.0	0.0	0.0	0.0	0.0
180°	0.0	0.0	0.0	0.0	0.0

(END OF REPORT)